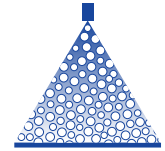




Air-injector flat spray nozzles

ID-90

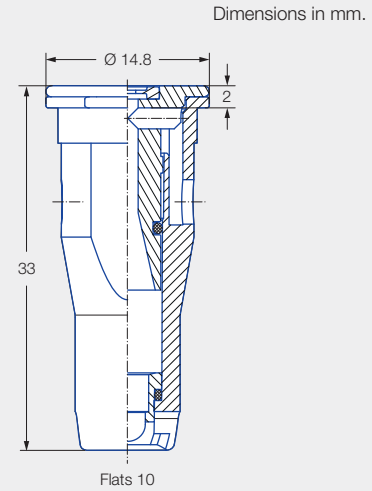


Crop production


- Air-aspirating flat spray nozzle
- Extremely low drift over the entire pressure range

Advantages

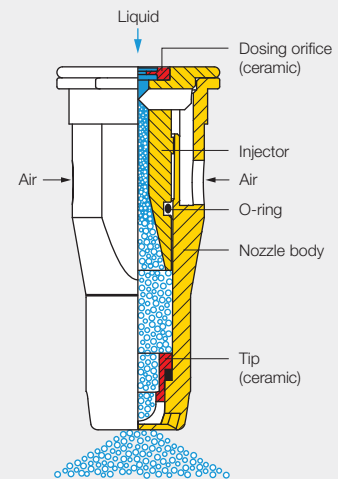
- In new, optimized ID3 design
- Extended pressure range from 2 to 20 bar
- Exceptionally low-drift also in the high pressure range up to 20 bar
- Large, clogging-resistant flow cross-sections
- Significantly improved crop penetration
- Suitable for PWM



Series ID-90



Injector can be removed without tools



Application:



Plant protection products and growth regulators



Plant protection in viticulture, orchard and specialty crops



Sensor control



Vertical boom



Spray frame

Technical data:



Nozzle sizes
01–06



Spray angle
90°



Material
Ceramic



Pressure ranges
2–8–15–20 bar



Recommended strainers
• 60 M 01–04
• 25 M 05–06



Droplet sizes
Ultra coarse – medium



Width across flats
10 mm

Good to know

You can find detailed information in our brochure "Viticulture, orchard and specialty crops" and at www.lechler-agri.com



			[l/min]																	
			2.0	3.0	4.0	5.0	6.0	7.0	8.0	9.0	10.0	11.0	12.0	13.0	14.0	15.0	16.0	17.0	19.0	20.0
	ID-90-01	60 M	0.32	0.39	0.45	0.51	0.55	0.60	0.64	0.68	0.72	0.75	0.78	0.82	0.85	0.88	0.91	0.93	0.99	1.01
	ID-90-015	60 M	0.48	0.59	0.68	0.76	0.83	0.90	0.96	1.02	1.07	1.13	1.18	1.22	1.27	1.31	1.36	1.40	1.48	1.52
	ID-90-02	60 M	0.65	0.80	0.92	1.03	1.13	1.22	1.30	1.38	1.45	1.53	1.60	1.67	1.73	1.79	1.85	1.90	2.01	2.07
	ID-90-025	60 M	0.81	0.99	1.15	1.28	1.40	1.52	1.62	1.71	1.81	1.90	1.98	2.06	2.14	2.21	2.29	2.36	2.49	2.56
	ID-90-03	60 M	0.97	1.19	1.37	1.53	1.68	1.81	1.94	2.06	2.17	2.28	2.38	2.48	2.57	2.66	2.75	2.83	2.99	3.07
	ID-90-04	60 M	1.29	1.58	1.82	2.04	2.23	2.41	2.58	2.74	2.88	3.03	3.16	3.29	3.41	3.53	3.65	3.76	3.98	4.08
	ID-90-05	25 M	1.61	1.97	2.28	2.55	2.79	3.01	3.22	3.42	3.60	3.77	3.94	4.10	4.26	4.41	4.55	4.69	4.96	5.09
	ID-90-06	25 M	1.93	2.36	2.73	3.05	3.34	3.61	3.86	4.09	4.32	4.52	4.72	4.91	5.10	5.28	5.45	5.62	5.94	6.09

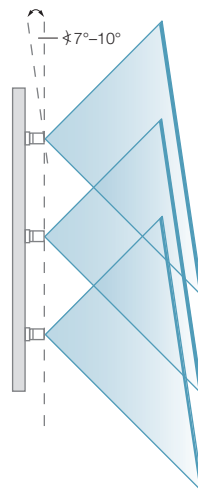
- The stated l/ha values apply to water
- Check the nozzles by gauging the flow rates prior to every spraying season
- Pressure measured at the nozzle

Assembly

Alignment of the flat jet spray jet of the ID nozzles parallel to the air flow of the sprayer, use open-end wrench AF 10.

Nozzle assembly:

- With cup strainer, gasket 3.0 mm (Order No. **065.240.73.01**)
- Without cup strainer, gasket 5.0 mm (Order No. **095.015.6C.07.10**)



Nozzle calculator app

The apps for Lechler agricultural nozzles make selection and use of the optimum nozzle even easier. Find out more here: www.lechler.com/de-en/service/apps



Ordering Series + Nozzle size + Material = Order No.
example: ID-90 + 02 + C (Ceramic) = ID-90-02 C